

Number Worksheets 1-20

Page Size: 8.5" x 11" (Portrait)

Number of Pages: 21

Type: No-Prep Worksheet

Instructions:

Number Recognition Activities (Pages 1-20):

Welcome to your Number and Letter Recognition Worksheet!
You will be practicing numbers 1-20 and the letters of the alphabet.
Each page is dedicated to a different number or letter.

1. Number Recognition Activities (Pages 1-20):

Write the Number: Write the number in the designated space.

Find the Number: Circle the current number among other numbers on the page.

2. Ten-Frame Representation: Fill in the ten frames with the appropriate number of counters or dots to represent the current number.

Color Objects: Color the specified number of objects on the page with the corresponding color.

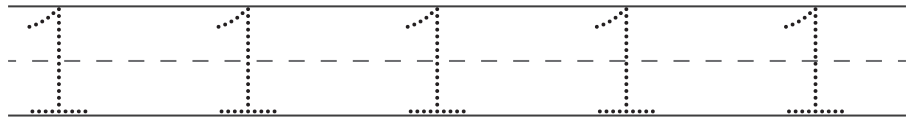
3. Letter Recognition Activity (Page 21):

Letter Recognition: Color all the objects on the page that start with the focus letter.



Color it


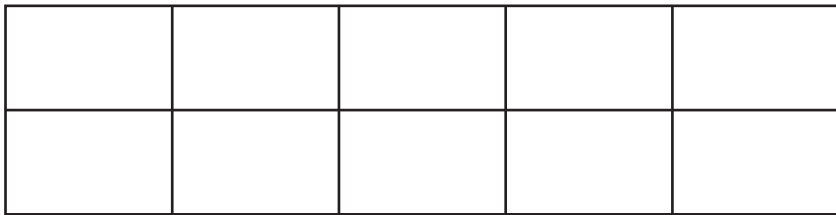
Trace number 1




Write the number one




Show 1 on the ten frame.



Color 1 flower



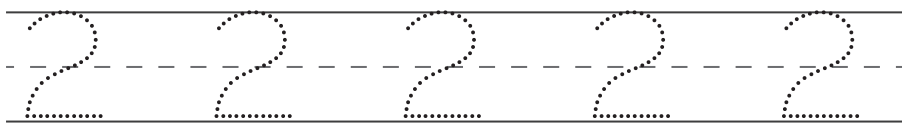
Code the number





Color it



Trace number 2




Write the number two



Show 2 on the ten frame.

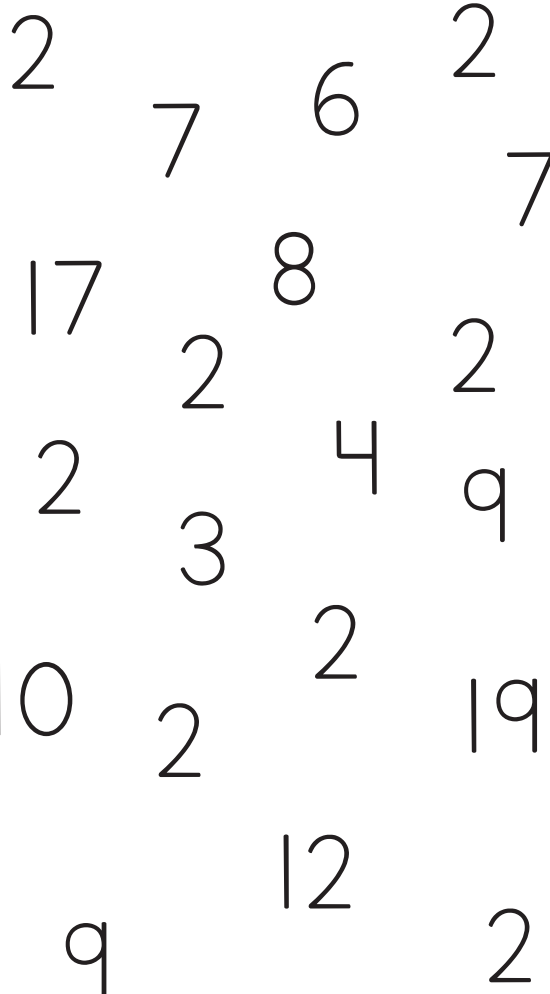


Color 2 flower



Code the number

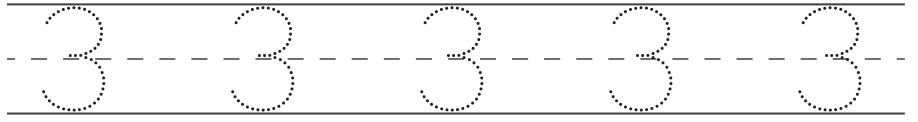
②





Color it


Trace number 3




Write the number three



Show 3 on the ten frame.



Color 3 flower



Code the number

3

2

7

6

3

7

17

8

3

2

2

4

9

3

10

1

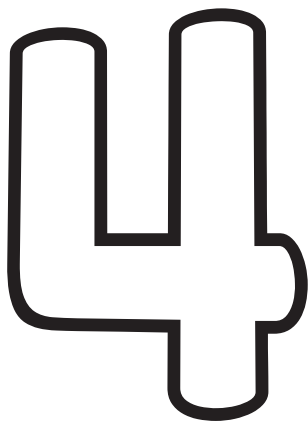
3

19

3

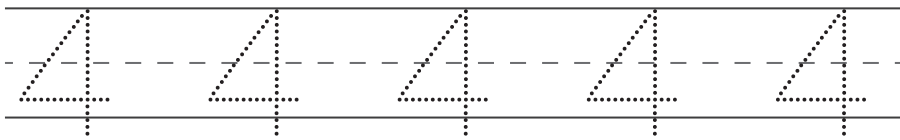
12

3



Color it



Trace number 4




Write the number four



Show 4 on the ten frame.




Color 4 flower



Code the number

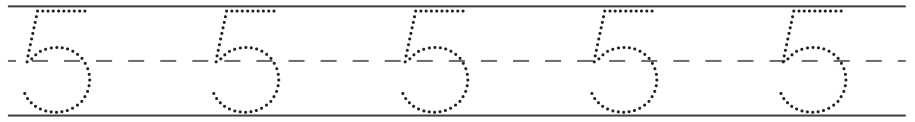
④





Color it


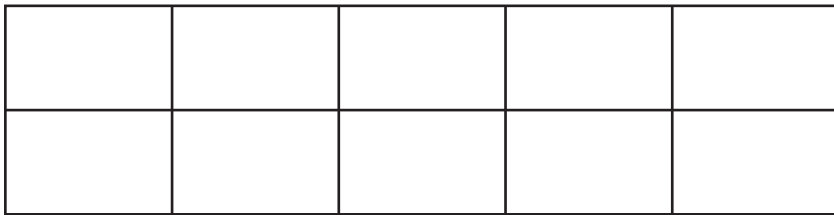
Trace number 5




Write the number five



Show 5 on the ten frame.




Color 5 flower



Code the number

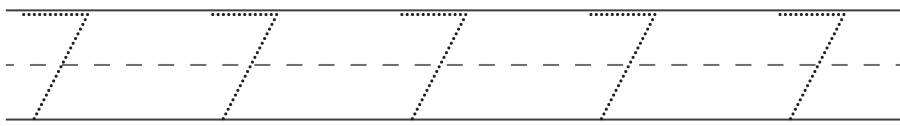
5





Color it


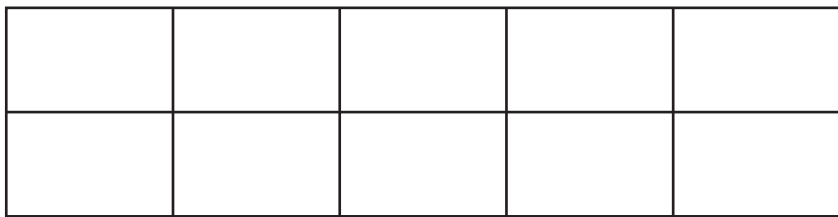
Trace number 7




Write the number seven



Show 7 on the ten frame.





Color 7 flower



Code the number

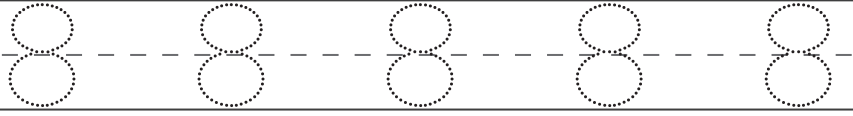
7





Color it



Trace number 8




Write the number eight



Show 8 on the ten frame.





Color 8 flower



Code the number

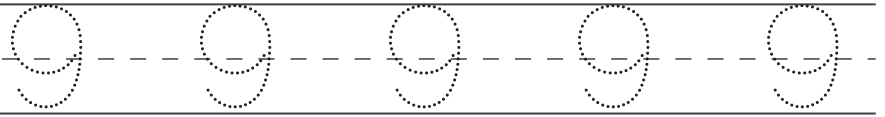
8





Color it

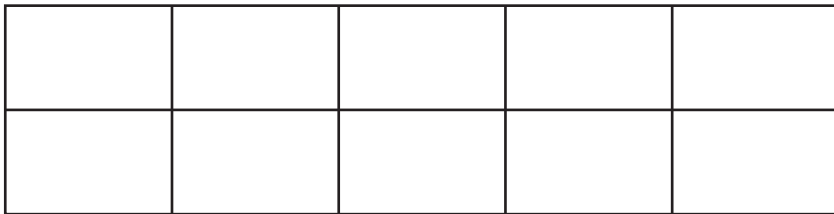
Trace number 9




Write the number nine




Show 9 on the ten frame.

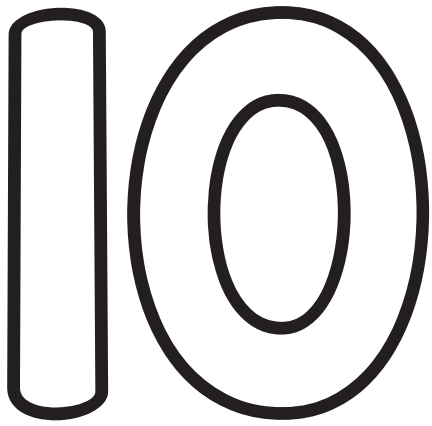


Color 9 flower



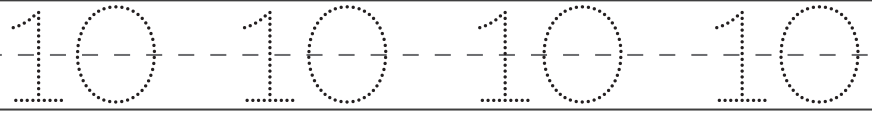
Code the number





Color it


Trace number 10




Write the number ten



Show 10 on the ten frame.



Color 10 flower



Code the number

10

10

7

6

10

7

17

8

10

2

2

4

3

9

10

7

10

19

10

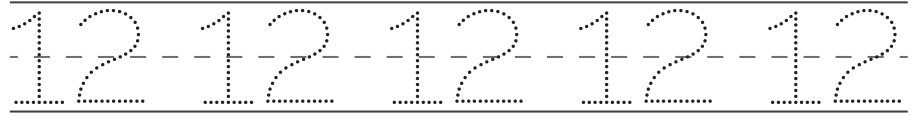
10

3



Color it


Trace number 12




Write the number twelve



Show 12 on the ten frame.





Color 12 flower



Code the number

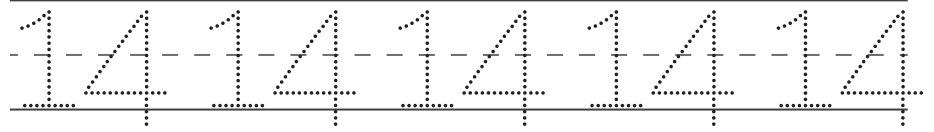
12



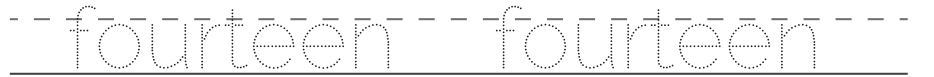


Color it


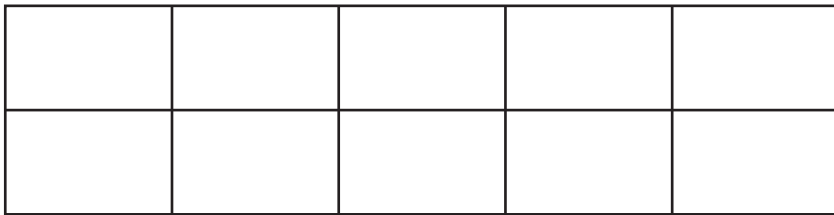
Trace number 14




Write the number fourteen



Show 14 on the ten frame.




Color 14 flower



Code the number

14





Color it

Trace number 16




Write the number fourteen

Sixteen Sixteen

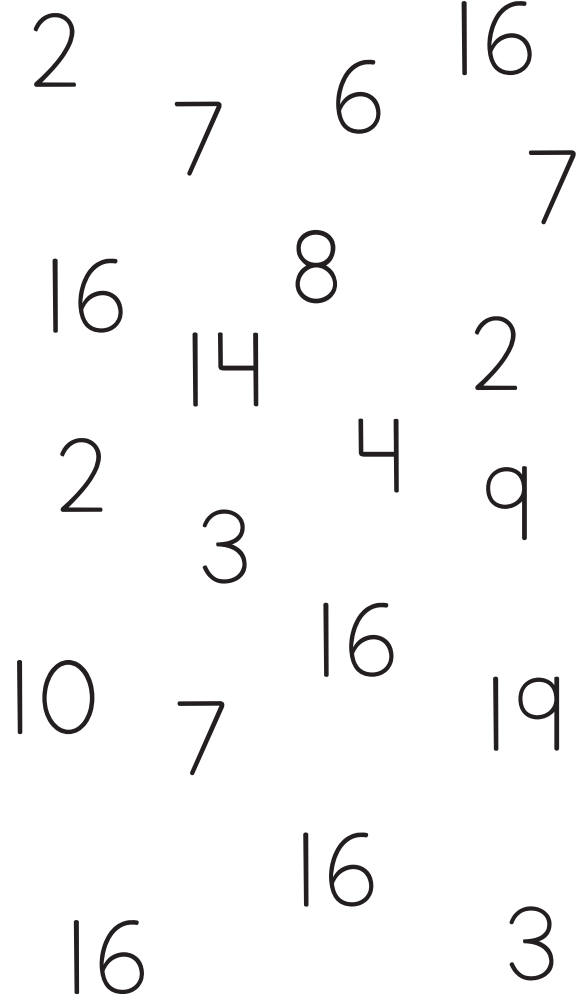
Show 16 on the ten frame.


Color 16 flower



Code the number

16



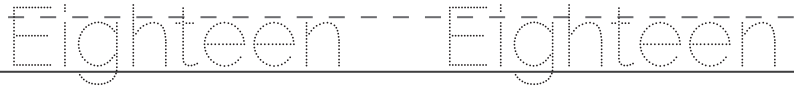


Color it


Trace number 18




Write the number eighteen



Show 18 on the ten frame.




Color 18 flower



Code the number

18



20

Color it

Trace number 20


20 20 20 20

Write the number twenty

twenty twenty

Show 20 on the ten frame.

Color 20 flower



Code the number

20

2 18 6 19
7
17 19 20
2 20 4 19
10 20 15 18
20 19 20