








Name: \_\_\_\_\_


# Land or Water

## Word Sort

On Land

In the water

















Name: \_\_\_\_\_

# Fish School

## Alphabet Sort


Directions: Color the capital letter fish green.  
Color the lowercase letter fish blue.




Name: \_\_\_\_\_

# Beginning Sounds


Color the box with the correct beginning sound for each picture.




g j  
n a




p f  
n q




c a  
u b



p w  
l s



p d  
w e



s t  
r l

Name: \_\_\_\_\_

# Summer Color by Letter

COLOR THE PICTURE ACCORDING TO THE CODE.

B= Pink

O= Orange

X= Brown


Y= Green

M= Yellow

U= Cyan

Z= Blue

A= Purple



Name: \_\_\_\_\_

# Summer Color by NUMBER

COLOR THE PICTURE ACCORDING TO THE CODE.

4= Pink

8= Orange

2= Brown

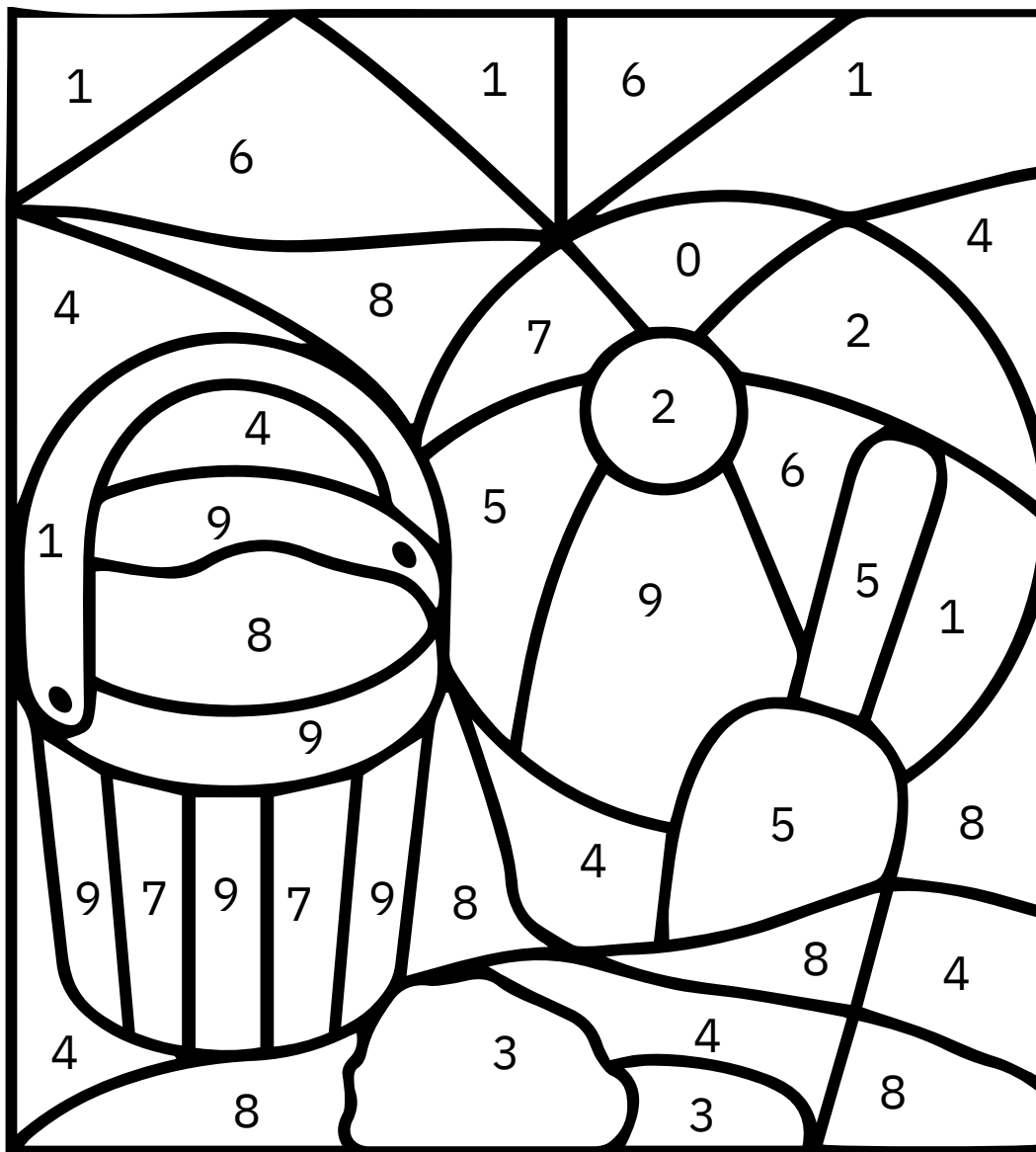
7= Green

6= Yellow

9= Cyan

1= Blue


5= Purple



Name: \_\_\_\_\_

# Whale Dot to Dot


Connect to the dot one by one and make a whale.




Name: \_\_\_\_\_

# Watermelon Seed Counting


Count the seed of the watermelon and color the correct number.




(2) (4) (3)




(5) (3) (6)




(3) (2) (4)




(2) (4) (3)




(3) (2) (1)




(8) (9) (7)



(7) (10) (8)



(6) (5) (7)















(10) (9) (8)

Name: \_\_\_\_\_

# Fish Missing Number




Count and fill in the gap.




Name: \_\_\_\_\_

# ICE CREAM NAMES

Write your name in the circle and color the scoops.










Name: \_\_\_\_\_



# ICE CREAM Number Tracing


Trace the numbers in the scoops.



Name: \_\_\_\_\_

# Coconut Falling Numbers

Trace the number and color the tree.



1

1

1

1


1

1

Name: \_\_\_\_\_

# Coconut Falling Numbers


Trace the number and color the tree.



Name: \_\_\_\_\_

# Coconut Falling Numbers


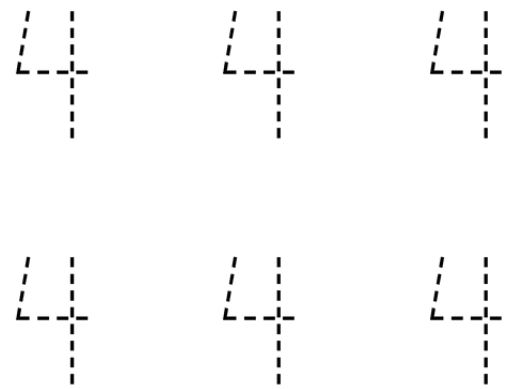

Trace the number and color the tree.



Name: \_\_\_\_\_

# Coconut Falling Numbers



Trace the number and color the tree.



Name: \_\_\_\_\_

# Coconut Falling Numbers



Trace the number and color the tree.



Name: \_\_\_\_\_

# Coconut Falling Numbers


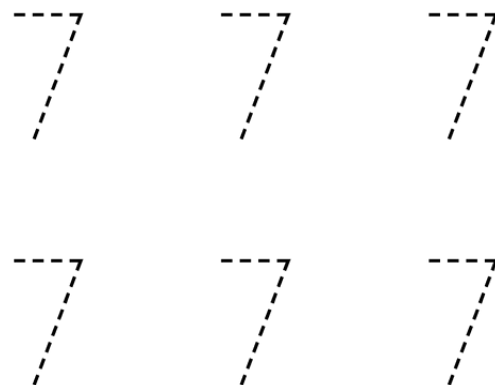
Trace the number and color the tree.



Name: \_\_\_\_\_

# Coconut Falling Numbers





Trace the number and color the tree.



Name: \_\_\_\_\_

# Coconut Falling Numbers




Trace the number and color the tree.



Name: \_\_\_\_\_

# Coconut Falling Numbers


Trace the number and color the tree.



Name: \_\_\_\_\_


# Coconut Falling Numbers

Trace the number and color the tree.



10 10 10

10 10 10















Name: \_\_\_\_\_

# The Bigger Fish

## Comparing Size







Directions: Draw a circle around the big fish. Draw a square around the small fish.



Name: \_\_\_\_\_

# SEASHELL Counting

Directions: Count the seashell and color in the correct circle .

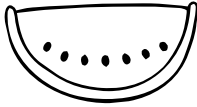

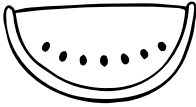
















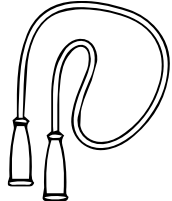


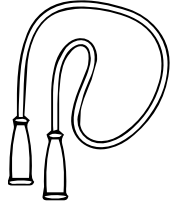
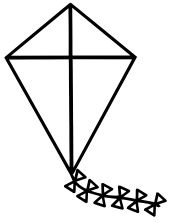
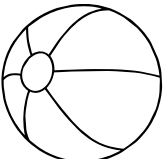

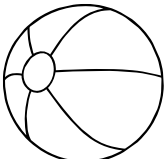

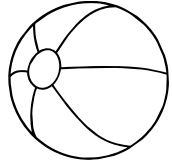

 <input type="radio"/> 3 <input type="radio"/> 4 <input type="radio"/> 5	 <input type="radio"/> 6 <input type="radio"/> 2 <input type="radio"/> 1
 <input type="radio"/> 9 <input type="radio"/> 8 <input type="radio"/> 7	 <input type="radio"/> 8 <input type="radio"/> 2 <input type="radio"/> 5
 <input type="radio"/> 6 <input type="radio"/> 0 <input type="radio"/> 5	 <input type="radio"/> 6 <input type="radio"/> 2 <input type="radio"/> 7

Name: \_\_\_\_\_

# ABAB Pattern

# Pattern











Directions: Circle the correct picture to complete the pattern.

Name: \_\_\_\_\_

# Handwriting

Directions: Draw and color the star.

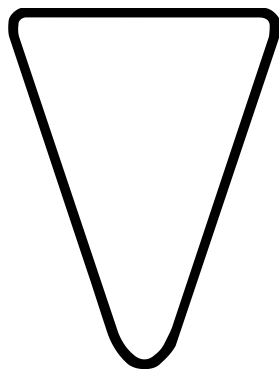


Name: \_\_\_\_\_

## Make an Ice-cream Cone

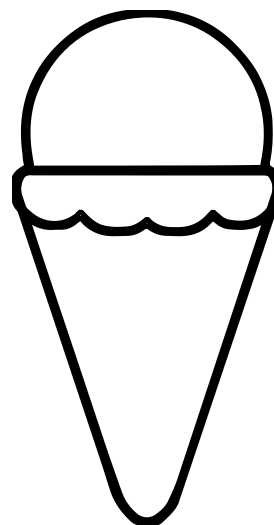
1

The cone.




2

Add one scoop of ice-cream.




3

Add the sprinkles.



4

Add the cherry.











Name: \_\_\_\_\_

# Happy Crab

## Number Order

Directions: Cut and paste the numbers in the correct order.





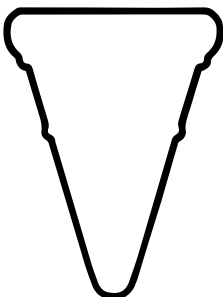
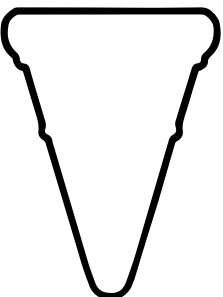
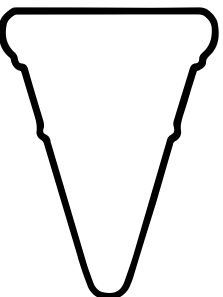
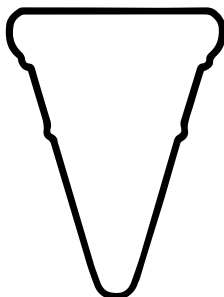




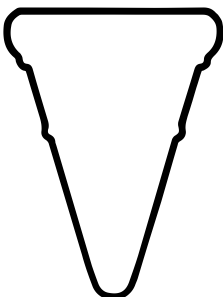
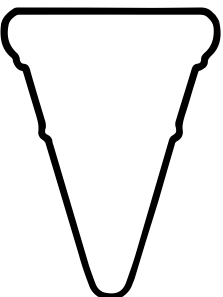
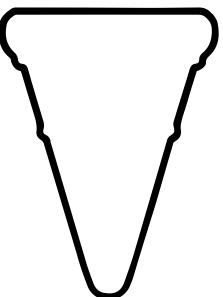
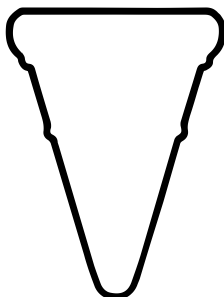


1	5	3	2
6	7	8	4

Name: \_\_\_\_\_

# Ice-cream Cone





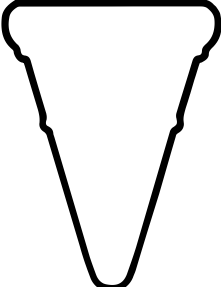
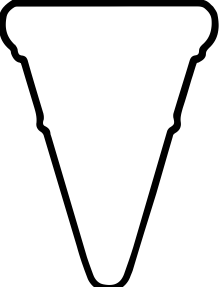
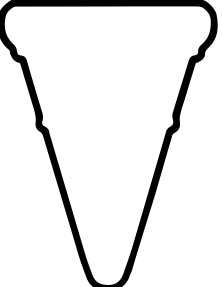
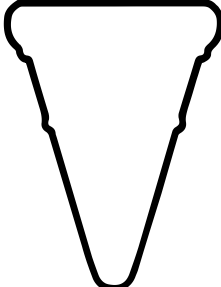




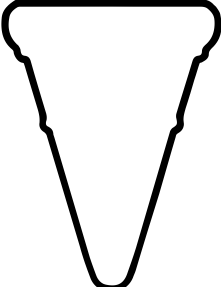
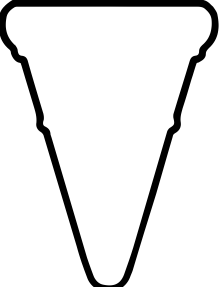
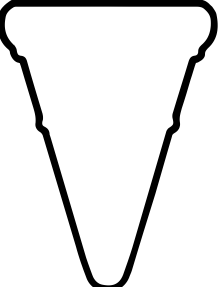
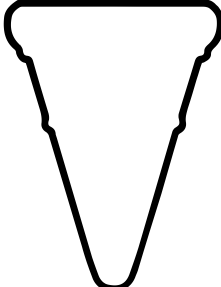
Directions: Write the lowercase letter to match with a letter on the cone.

 A	 B	 C	 D
			
 E	 F	 G	 H
			

Name: \_\_\_\_\_

# Ice-cream Cone





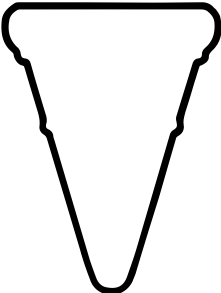
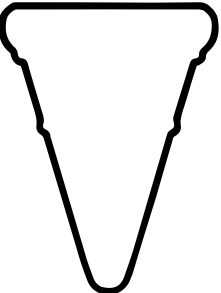
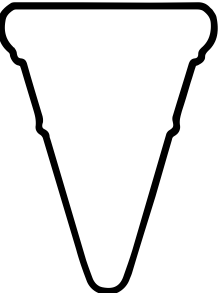
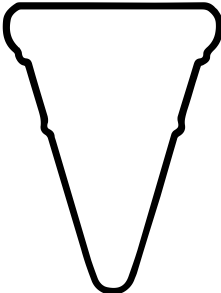




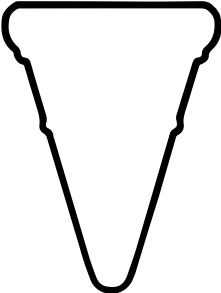
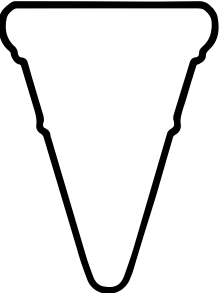
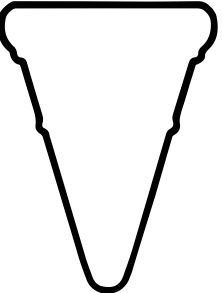
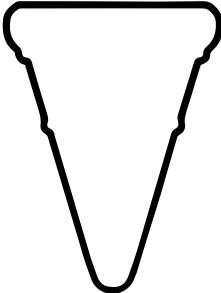

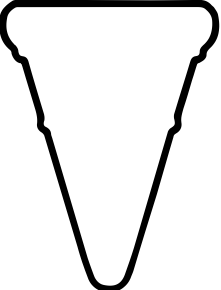

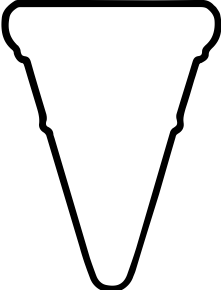
Directions: Write the lowercase letter to match with a letter on the cone.

 I	 J	 K	 L
			
 M	 N	 O	 P
			

Name: \_\_\_\_\_

# Ice-cream Cone

Directions: Write the lowercase letter to match with a letter on the cone.

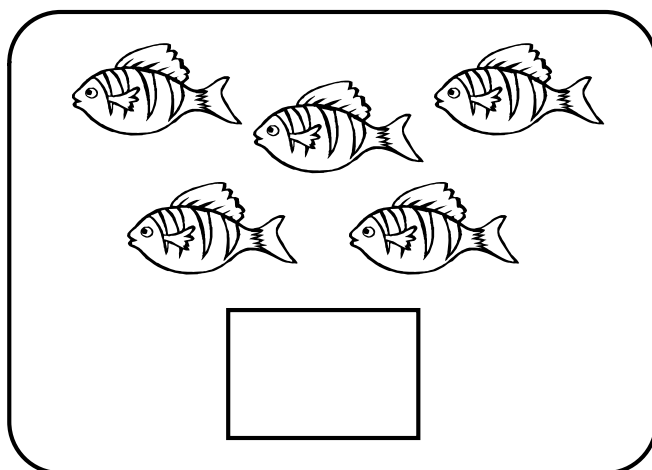


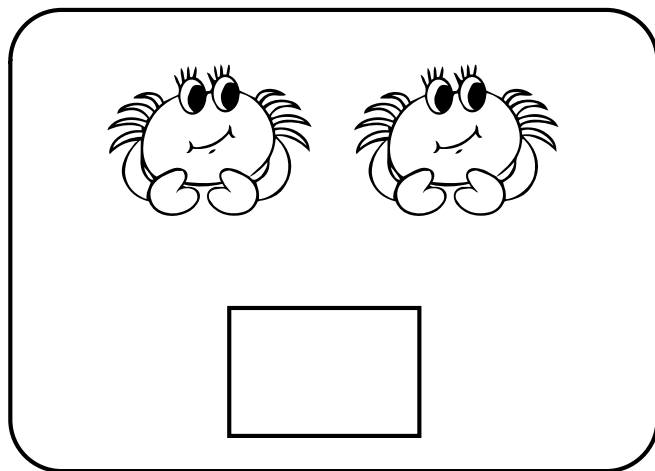
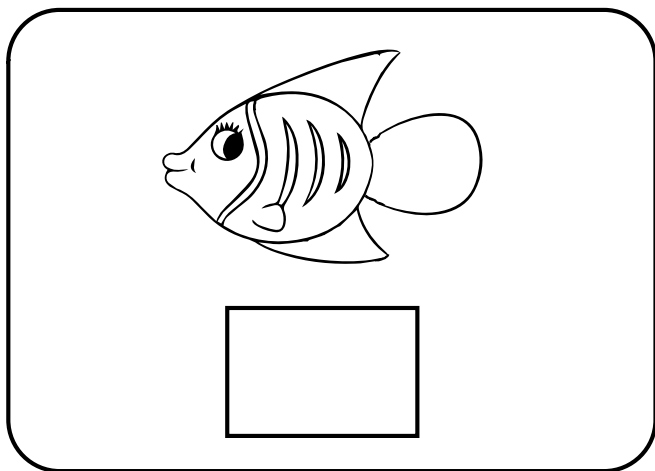
 Q	 R	 S	 T
			
 U	 V	 W	 X
			
 Y		 Z	

Name: \_\_\_\_\_

# Ocean Animals

## Counting

Directions: Count and write the number in the box.



Name: \_\_\_\_\_

# Ocean Animals

## Counting

Directions: Count and write the number in the box.

